



SERIES Gas-Mate



Gas-Mate couplings are one-way shut-off safety couplings designed for the connection of gas cooking appliances and other gas-fired devices. Body sizes are 3/8", 1/2", 3/4", 1" and 1 1/4".

FEATURES

- Connect and disconnect without using wrenches
- Automatic shut-off when plug is removed from socket
- In case of fire, heat-sensitive plug allows socket valve to close, stopping gas flow
- Push-to-connect (1 1/4" only)

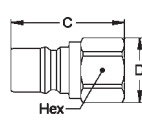
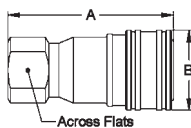
APPLICATIONS & INDUSTRIES

- Industrial
- Fuel Gas Systems

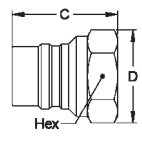
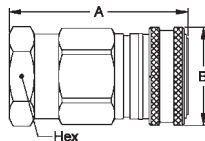
SOCKETS

PLUGS

Body Size	Part No.	Thread Size NPTF	Dimensions		
			A	B	Across Flats
3/8"	100-006	3/8-18	2.44	1.13	1.00
1/2"	100-008	1/2-14	2.84	1.38	1.13
3/4"	100-010	3/4-14	3.17	1.75	1.50
1"	100-012	1-11 1/2	3.94	2.13	1.75



Body Size	Part No.	Thread Size NPTF	Dimensions		
			A	B	HEX
1 1/4"	GMS1250FH	1 1/4-11 1/2	4.15	2.28	2.00



Body Size	Part No.	Thread Size NPTF	Dimensions		
			C	D	HEX
3/8"	100-506	3/8-18	1.59	0.94	0.81
1/2"	100-508	1/2-14	1.94	1.16	1.00
3/4"	100-510	3/4-14	2.06	1.52	1.31
1"	100-512	1-11 1/2	2.47	1.73	1.50

Body Size	Part No.	Thread Size NPTF	Dimensions		
			C	D	HEX
1 1/4"	GMP1250F	1 1/4-11 1/2	2.44	2.16	1.88



Interchangeability

- 3/8" ANSI Z 21.41;
- Other sizes proprietary



Materials

- Brass construction
- Stainless steel locking balls
- Fluorocarbon (FKM) socket o-ring
- Valve actuator soldered to plug with low melting temperature alloy



3/8" to 1 1/4" nominal
(9.525 mm to 31.75 mm)



-40° F to 250° F
-40° C to 121° C

Capacities

Body Size	Socket Part No.	Plug Part No.	Capacity* BTU/hr	Socket O-Ring Part No.
3/8"	100-006	100-506	60,000	914-3-143M
1/2"	100-008	100-508	90,000	902-14-143M
3/4"	100-010	100-510	245,000	902-18-143M
1"	100-012	100-512	310,000	902-23-143M
1 1/4"	GMS1250FH	GMP1250F	500,000	914-26-143M

* Capacity is based on natural gas having a specific gravity of 0.64 and a heat capacity of 1,000 BTU per cubic foot. Inlet pressure is 12 inches water column and the pressure drop is 0.3 inch water column.

Dust Caps and Dust Plugs Accessories:

Body Size	Plug Dust Cap Part No.		Socket Dust Plug Part No.	
	Metal	Vinyl	Metal	Vinyl
3/8"	PDC-2-HK*	P-PDC-2-HK	SDC-2-HK*	P-SDC-2-HK
1/2"	PDC-3-HK*	P-PDC-3-HK	SDC-3-HK*	P-SDC-3-HK
3/4"	PDC-4-HK**	P-PDC-4-HK	SDC-4-HK**	P-SDC-4-HK
1"	PDC-6-HK**	P-PDC-6-HK	SDC-6-HK**	P-SDC-6-HK

*Brass **Aluminum



CANADIAN STANDARDS ASSOCIATION*

Complies with the requirements of ANSI Z21.41 & CSA 6.9.

* CSA design certified, in both the United States and Canada, for natural gas, manufactured gas, liquefied petroleum and LP gas-air mixtures at pressures not in excess of 1/2 psig (3.5 kPa).

