

SERIES 180&280



Miniature Ball Lock quick connect couplings designed for use with compressed air, gases and liquids.

FEATURES

- Ball lock
- Manual operation
- Series 180 and 280 sockets mate with all Series 180 plugs
- Series 180 sockets have a tire valve
- Series 280 sockets have a 1-HK valve, which provides higher flow capacity
- Chrome plating available
- Additional seal materials available

APPLICATIONS & MARKETS

- Diving
- Breathing Air
- General Pneumatics
- Pharmaceutical
- Laboratory Uses
- Medical



Interchangeability

- Proprietary Interchange



Materials

Socket:

- Brass Body and Sleeve
- Valve
 - 180: Nickel Plated Brass Tire Valve
 - 280: Brass Series 1-HK Valve
- Buna-N (Nitrile) Seal
- Stainless Steel Springs
- Stainless Steel Locking Balls

Plug:

- Brass



1/8" nominal (3.175 mm)



-40° F to 250° F
-40° C to 120° C



Pressure Ratings

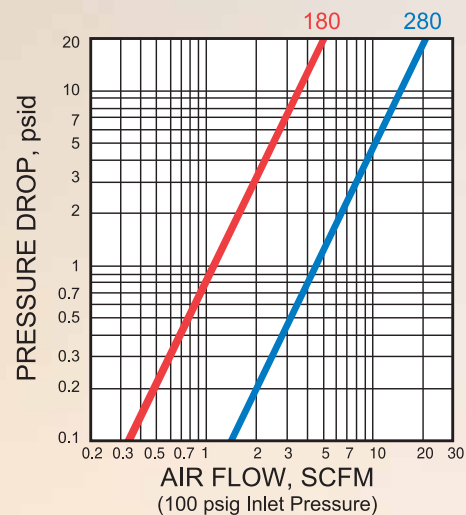
Series	PSI	BAR
180	700	48
280	3,000	207



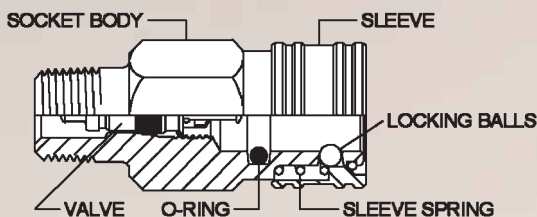
Flow Capacities

Series	† Ac
180	2.5
280	10.0

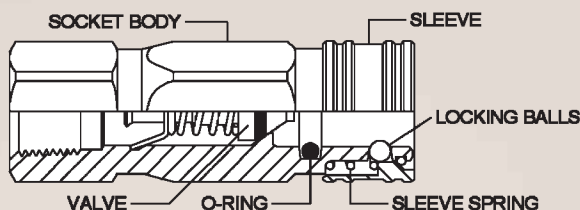
† Air flow (scfm) with 5 psi pressure drop and 100 psig inlet pressure.



Series 180

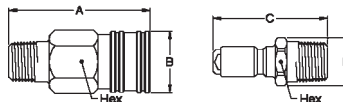


Series 280



Part No.	Brass	Thread Size	Dimensions		
			A	B	HEX
180	Brass	1/8-27 NPTF	1.41	0.63	0.56
28S-25M	Brass	1/4-18 NPTF	1.38	0.63	0.56

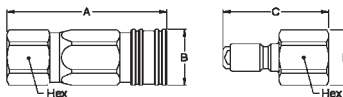
Male End Connections



Part No.	Brass	Thread Size	Dimensions		
			C	D	HEX
185	Brass	1/8-27 NPTF	1.16	0.49	0.44
186	Brass	1/4-18 NPTF	1.44	0.63	0.56

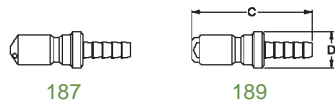
Part No.	Brass	Thread Size	Dimensions		
			A	B	HEX
28S-12F	Brass	1/8-27 NPTF	1.78	0.63	0.56

Female End Connections



Part No.	Brass	Thread Size	Dimensions		
			C	D	HEX
183	Brass	1/8" NPTF	1.19	0.56	0.50

Hose Stem End Connections



Part No.	Steel	Hose I.D.	Dimensions	
			C	D
187	Steel	1/8"	1.25	0.38
189	Steel	3/16"	1.50	0.38

ONE-WAY

TWO-WAY

STRAIGHT-THRU

GAS

ACCESSORIES